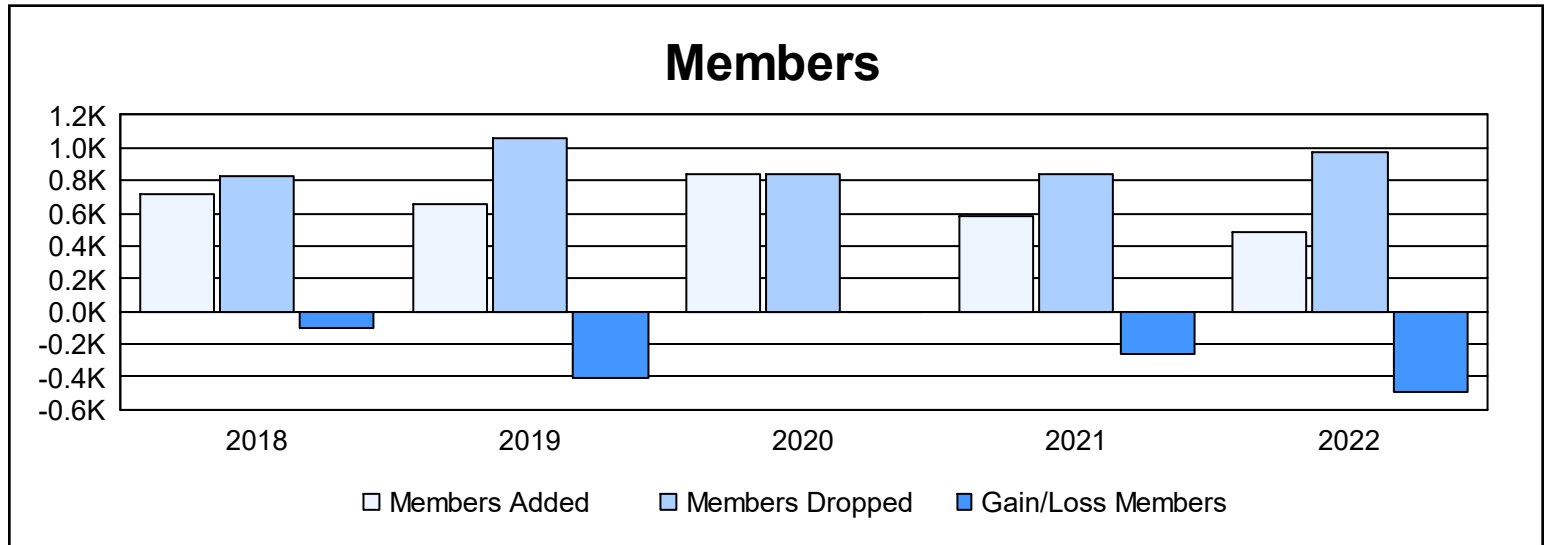
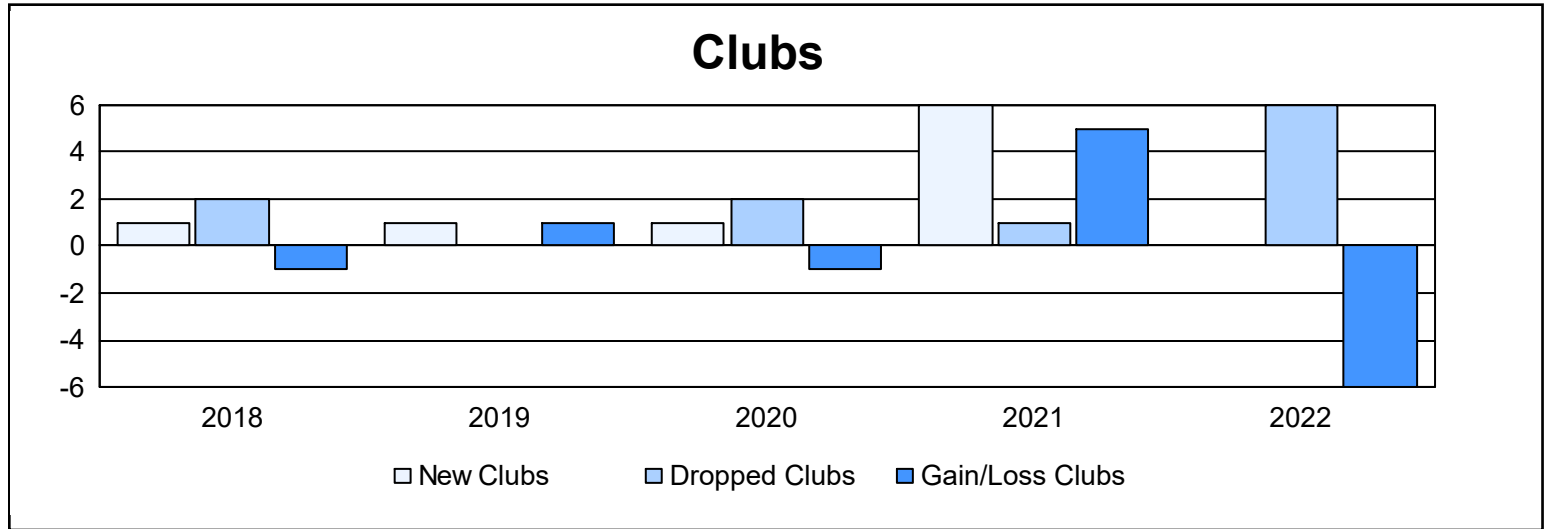
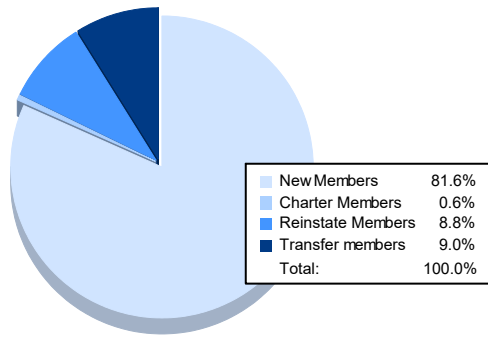


| Year | New Clubs | Dropped Clubs | Gain/ Loss Clubs | New Members | Charter Members | Reinstate Members | Transfer Members | Total Member Added | Total Members Dropped | Gain/ Loss Members |
|----------------|-----------|---------------|------------------|-------------|-----------------|-------------------|------------------|--------------------|-----------------------|--------------------|
| 2017-2018 | 1 | 2 | -1 | 609 | 23 | 57 | 34 | 723 | 825 | -102 |
| 2018-2019 | 1 | 0 | 1 | 534 | 21 | 42 | 54 | 651 | 1,063 | -412 |
| 2019-2020 | 1 | 2 | -1 | 716 | 24 | 41 | 56 | 837 | 843 | -6 |
| 2020-2021 | 6 | 1 | 5 | 295 | 159 | 66 | 63 | 583 | 842 | -259 |
| 2021-2022 | 0 | 6 | -6 | 400 | 3 | 43 | 44 | 490 | 978 | -488 |
| Average | 2 | 2 | 0 | 511 | 46 | 50 | 50 | 657 | 910 | -253 |



Membership Composition June 2022 Cumulative



Gender Composition June 2022 Cumulative

